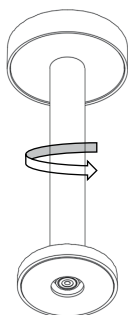


CAMBIO BATTERIA - BATTERY REPLACEMENT

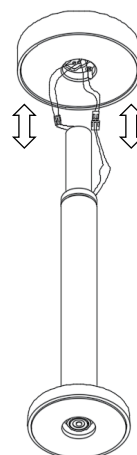
1

Svitare la testa della lampada in senso anti-orario
Hold the light head and turn the stem counterclockwise



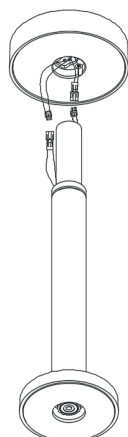
2

Scollegare i due connettori
Unplug the two terminal plugs



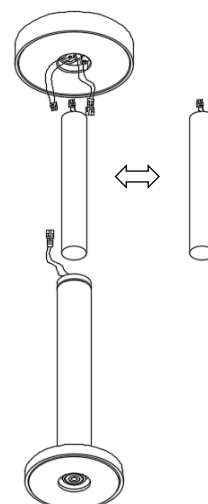
3

Rimuovere la batteria
Remove the battery



4

Sostituire la batteria
Battery replacement



LOGICA è un marchio di:
MARINO CRISTAL SPA
VIA GUARDIA DEL CONSIGLIO, 31
47899 SERRAVALLE
REP. SAN MARINO
www.logicailluminazione.com